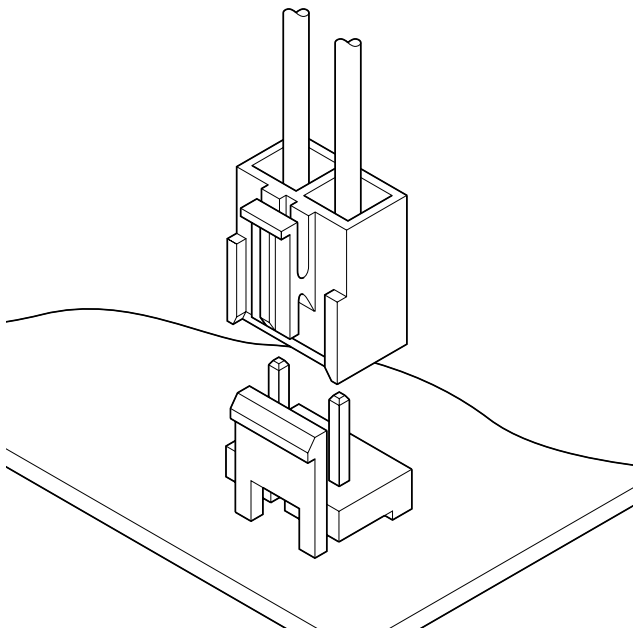




NV CONNECTOR

5.0mm pitch/Disconnectable Crimp style connectors



- Side stackable
- Box contact
- Compact connector with a large capacity
- Secure contact and mounting

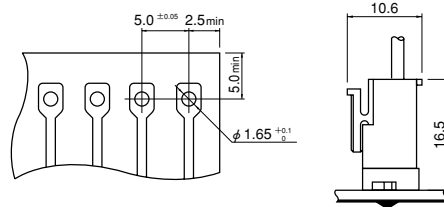
Specifications

- Current rating: 10A AC, DC (AWG #16)
- Voltage rating: 250V AC, DC
- Temperature range: -25°C to +85°C
(including temperature rise in applying electrical current)
- Contact resistance: Initial value/10m Ω max.
After environmental testing/20m Ω max.
- Insulation resistance: 1,000M Ω min.
- Withstanding voltage: 1,500V AC/minute
- Applicable wire: AWG #22 to #16
- Applicable PC board thickness: 1.6mm
- * RoHS compliant products are published.
- * Refer to "General Instruction and Notice when using Terminals and Connectors" at the end of this catalog.
- * Contact JST for details.

Standards

- Ⓜ Recognized E60389
- Ⓢ Certified LR20812
- Ⓡ R9251676

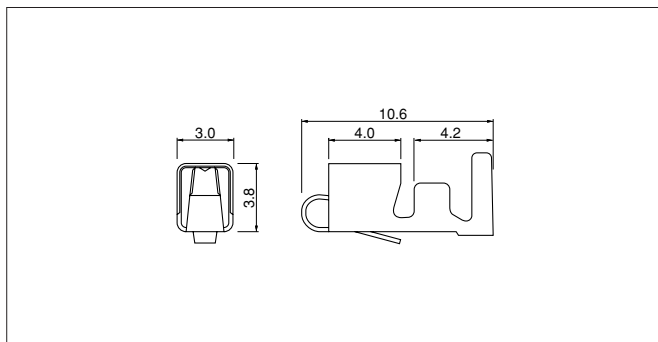
PC board layout (viewed from soldering side) and Assembly layout



Note: 1. Tolerances are non-cumulative: ±0.05mm for all centers.

2. Hole dimensions differ according to the kind of PC board and piercing method. The dimensions above should serve as a guideline.
Contact JST for details.

Contact



Model No.	Applicable wire		Insulation O.D. (mm)	Q'ty / reel
	mm ²	AWG #		
SVH-21T-P1.1	0.33~0.83	22~18	1.7~3.0	4,500
SVH-41T-P1.1	0.5 ~1.25	20~16	1.7~3.0	3,500

Material and Finish

Phosphor bronze, tin-plated (reflow treatment)

RoHS compliance

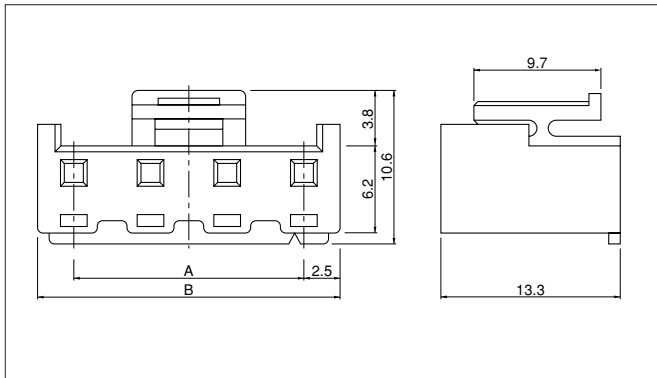
Note: Contact JST for brass products.

Contact	Crimping machine	Applicator		
		Crimp applicator	Dies	Crimp applicator with dies
SVH-21T-P1.1	AP-K2N	MKS-L	MK/SVH-21-11	APLMK SVH21-11
		*MKS-SC	SC/SVH-21-11	APLSC SVH21-11
SVH-41T-P1.1		MKS-L	MK/SVH-41-11	APLMK SVH41-11
		—	—	—

Note: *Strip-crimp applicator

NV CONNECTOR

Housing



Circuits	Model No.	Dimensions (mm)		Q'ty / bag
		A	B	
2	NVR-02	5.0	10.0	1,000
3	NVR-03	10.0	15.0	500
4	NVR-04	15.0	20.0	1,000

Material

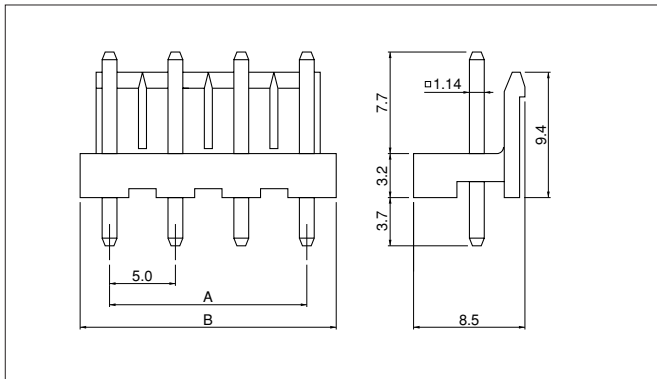
PA 6, UL94V-0, natural (white)

RoHS compliance

<For reference> As the color identification, the following alphabet shall be put in the underlined part. For availability, delivery and minimum order quantity, contact JST.

ex. **NVR-02-oo**
 (blank)...natural (white)
 E...blue

Locking header



Circuits	Model No.	Dimensions (mm)		Q'ty / box
		A	B	
2	B02P-NV	5.0	10.0	1,000
3	B03P-NV	10.0	15.0	700
4	B04P-NV	15.0	20.0	500

Material and Finish

Post: Brass, copper-undercoated, tin-plated (reflow treatment)
 Wafer: B02P-NV...PA 66,UL94V-0, natural (white)
 B03P-NV & B04P-NV...Glass-filled PBT, UL94V-0, natural (white)

RoHS compliance

This product displays (LF)(SN) on a label. <For reference> As the color identification, the following alphabet shall be put in the underlined part. For availability, delivery and minimum order quantity, contact JST.

ex. **B02P-NV-oo**
 (blank)...natural (white)
 BL...blue